





the
**PRINT
GUIDE**

FOR PRINTING YOUR
PRINTABLE TEMPLATES

Print Shop Card Recommendations




350GSM
SILK
(SMOOTH)



350GSM
UNCOATED
(SMOOTH)



270GSM
FELT
(TEXTURED)




270GSM
LINEN
(TEXTURED)




350GSM
COTTEN
(LETTERPRESS)

Print at Home Card Recommendations



300GSM
SILK
(SMOOTH)



300GSM
UNCOATE
D
(SMOOTH)




Important Note

When printing at home please be sure to check what thickness paper your printer is compatible with

Get the edge to edge look

Did you know most printed will print with a white margin around the edge? To get that professional design-to-edge look you actually need to print with extra design around the edge (called bleed) which is trimmed off.

Always use paper larger than the final print size so you can add bleed and crop marks and then trim to size.



Print Actual Size


In your print settings make sure set them to 'actual size' vs 'fit to page' to preserve the size



Print High Quality

In your print settings make sure set them 'high quality' or 'photo quality' for the best result

My Print Shop Recommendations



Office Supply Store

LOCATION: USA

Office supply stores typically offer printing services. Please check their website for further details.



MPIX

LOCATION: USA

MPIX is a fantastic photographic printing lab with so many products to choose from greeting cards to keepsake albums, and more!

SAVE \$10 OFF YOUR 1ST ORDER



Printify

LOCATION: USA & BEYOND

Printify is a wonderful resource for specialty printing.

CHECK OUT PRINTIFY!

